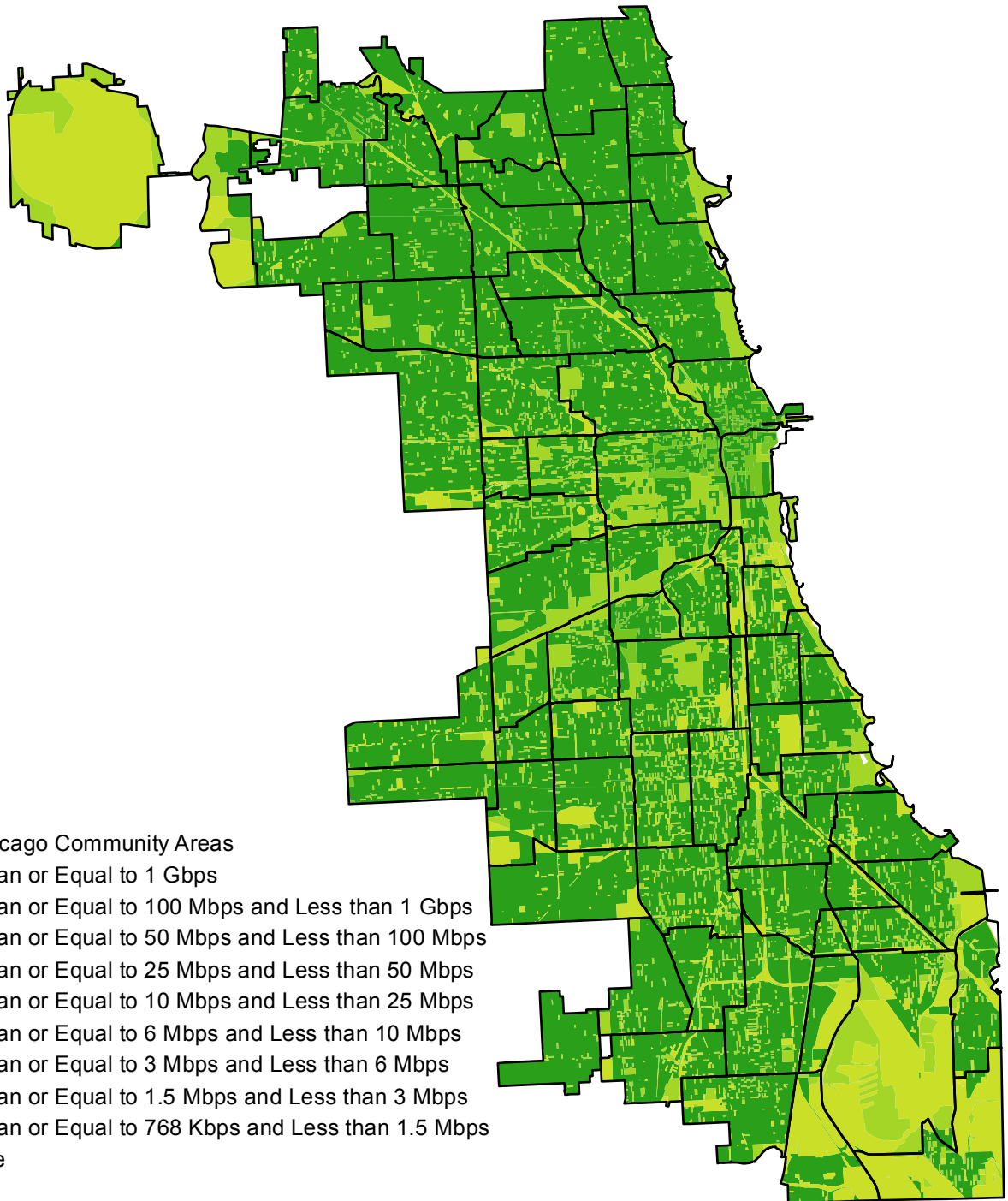














## Round Six Maximum Advertised Download Speed Tiers (Excluding Satellite and Cellular)



### Legend

-  City of Chicago Community Areas
-  Greater than or Equal to 1 Gbps
-  Greater than or Equal to 100 Mbps and Less than 1 Gbps
-  Greater than or Equal to 50 Mbps and Less than 100 Mbps
-  Greater than or Equal to 25 Mbps and Less than 50 Mbps
-  Greater than or Equal to 10 Mbps and Less than 25 Mbps
-  Greater than or Equal to 6 Mbps and Less than 10 Mbps
-  Greater than or Equal to 3 Mbps and Less than 6 Mbps
-  Greater than or Equal to 1.5 Mbps and Less than 3 Mbps
-  No Service

This map illustrates the maximum available advertised download speed tiers using data from all the Broadband Providers in Illinois, excluding cellular and satellite technologies. This map was generated from the Illinois State Broadband Initiative (SBI) data submission to the National Telecommunications and Information Administration (NTIA) on October 1, 2012 which uses data current as of June 30, 2012.

Partnership for a Connected Illinois - October 19, 2012



DISCLAIMER: This map is meant to be used for preliminary review purposes only. The information depicted on this map is based on a limited amount of available data, and thus there are inherent inaccuracies. As more complete data is collected, the map will be updated and will contain more accurate information. This map should not be used to make any decisions regarding the served, underserved, and not served areas. At this time, the NTIA definition of Broadband is greater than or equal to 768 Kbps. (c) 2012 The Partnership for a Connected Illinois and/or the State of Illinois