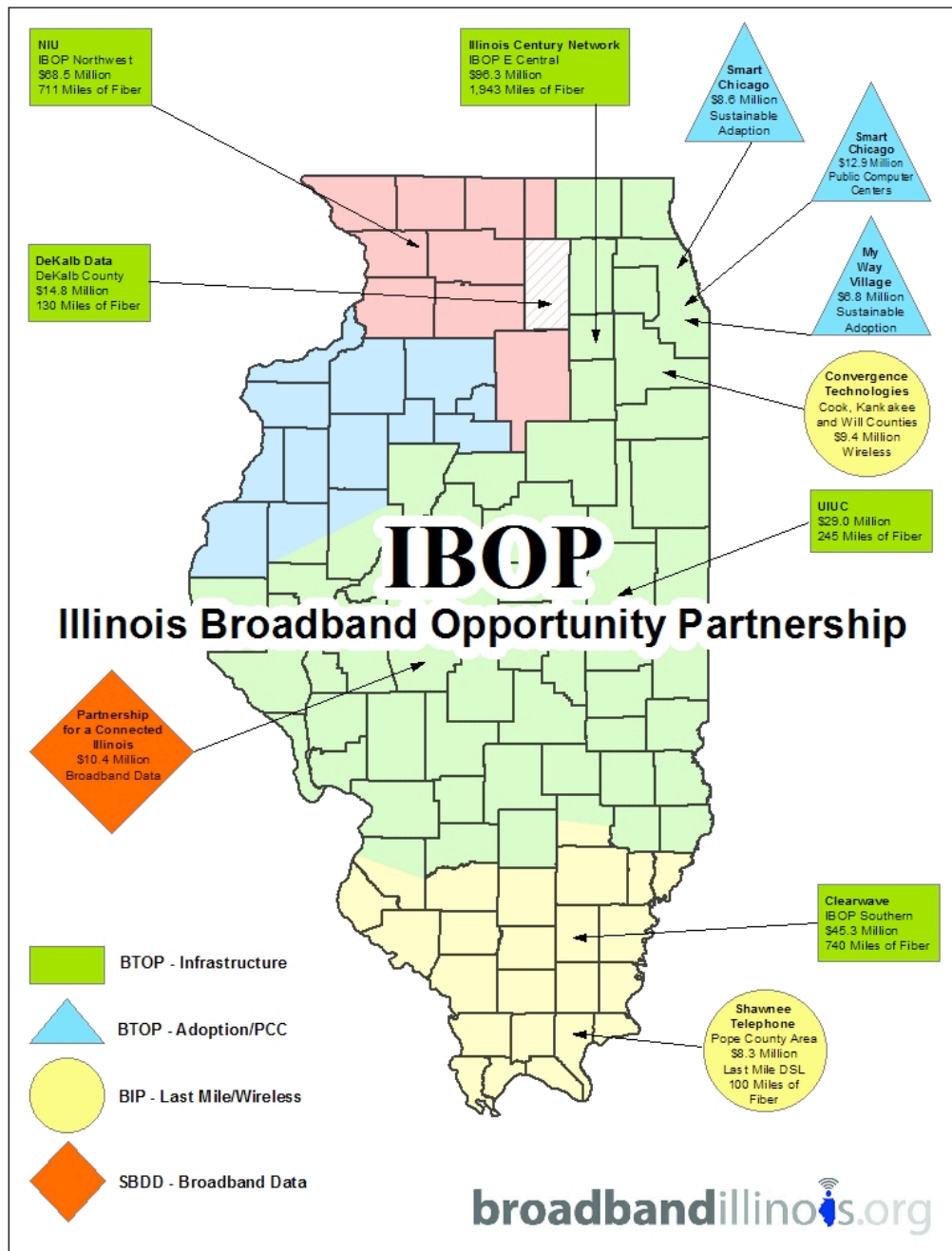


Partnership for a Connected Illinois

broadbandillinois.org

Illinois Broadband Opportunity Partnership (IBOP) Monthly Summary

December 2013





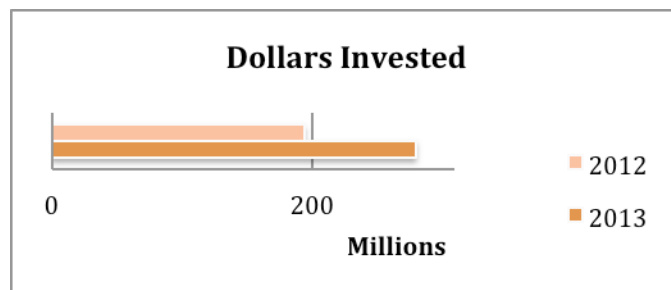

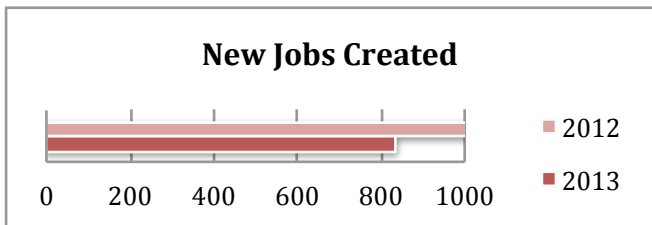
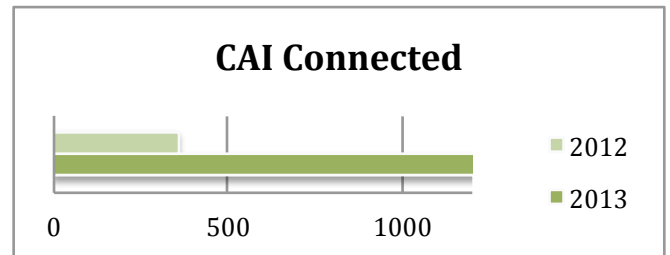
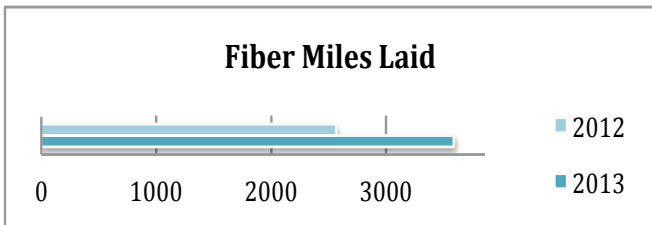
Summary of all IBOP Projects

December 2013

Key Performance Indicators:

- Projects complete: 7 of 11
- Miles of Conduit Buried: 2,406 (Target was 2,288)
- Miles of Fiber Blown: 3,594 of 3,861
- Wireless Towers Operational: 6 of 45
- Wireless Towers In Progress: 22 of 39
- Community Anchor Institutions Contracted: 1,371 of 1,600
- Community Anchor Institutions Connected: 1,461 of 1,600
- Sustainable Broadband Adoption Outreach and Training Participants: 25,650 of 215,399
- Sustainable Broadband Adoption Computers Distributed: 4,295 of 5,399
- Public Computing Center Workstations Created: 2,494 of 3,370
- Public Computing Center Average Weekly Users: 82,261 of 200,000
- Total Dollars Invested: \$290.5 Million of \$309 Million
 - Federal Dollars Invested: \$201 Million of \$214.2 Million
 - State Dollars Invested: \$69.7 Million (Target was \$66 Million)
 - Other Dollars Invested: \$19.8 Million of \$28.3 Million
- New Broadband Subscribers Connected: 36,878 (Target was 17,695)
- Direct Jobs Created: 857 of 949

December 2012 vs. December 2013




Delta Communications, dba Clearwave Communications

IBOP Southern Illinois BTOP Infrastructure Location: Southern Illinois

Federal Award	State Award	Other Funding	Total Project Award
\$31,515,253	\$11,351,250	\$2,528,517	\$45,395,020

Update as of 7/31/13

Current Highlights:

- Met the project deadline of July 31, 2013.

Key Performance Indicators:

- Miles of Conduit Buried: 752 (Target was 740)
- Miles of Fiber Blown: 752 (Target was 740)
- Community Anchor Institutions Contracted: 230 of 232
- Community Anchor Institutions Connected: 230 of 232
- Federal Dollars Invested: \$31.5 Million of \$31.5 Million
- State Dollars Invested: \$11.3 Million of \$11.3 Million
- Private/Local Dollars Invested: \$5 Million (Target was \$2 Million)
- Direct Jobs Created: 19.25

Project Complete


Convergence Technologies, Inc.

BIP Wireless Location: Cook, Kankakee, and Will Counties

Federal Award	State Award	Other Funding	Total Project Award
\$5,737,500	\$700,000	\$3,000,000	\$9,437,500

Update as of 12/31/13
Current Highlights:

- Back-end support system development is ahead of schedule and nearly complete.
- State of the art wireless equipment at these sites allows us to offer up to 90mbps of available bandwidth to the customer.
- Seeing significant progress and confident that the project will be completed on time and under budget.
- Anticipate all sites will be acquired by July 1, 2014.
- Marketing strategy is being finalized, and will launch the brand new internet, voice, and merchant processing products in the required service area.

Key Performance Indicators:

- Wireless Towers Operational: 6 of 45
- Wireless Towers in Progress: 22 of 39
- Community Anchor Institutions Contracted: 4 of 33
- Community Anchor Institutions Connected: 4 of 33
- Federal Dollars Invested: \$1.3 Million of \$5.7 Million
- State Dollars Invested: \$137,060 of \$700,000
- Private/Local Dollars Invested: \$29,700 of \$3 Million
- New Broadband Subscribers Connected: 198 of 865
- Direct Jobs Created: 19
- Estimated Project Complete Date: December 2014


DeKalb County
DeKalb Advancement of Technology Authority (DATA)

BTOP Infrastructure Location: DeKalb and LaSalle Counties

Federal Award	State Award	Other Funding	Total Project Award
\$11,864,164	\$1,305,075	\$1,630,761	\$14,800,000

Update as of 9/30/13

Current Highlight:

- All work completed as of the end of September.

Key Performance Indicators:

- Miles of Conduit Buried: 112.77 of 115.8
- Miles of Fiber Blown: 126.85 of 127
- Community Anchor Institutions Contracted: 78 of 78
- Community Anchor Institutions Connected: 78 of 78
- Federal Dollars Invested: \$11.03 Million of \$11.8 Million
- State Dollars Invested: \$1.3 of \$1.3 Million
- Private/Local Dollars Invested: \$1.6 Million of \$1.6 Million
- Direct Jobs Created: .48

Project Complete


Illinois Century Network (ICN)

IBOP East Central BTOP Infrastructure Location: Springfield/Statewide

Federal Award	State Award	Other Funding	Total Project Award
\$61,895,282	\$30,000,000	\$4,486,746	\$96,382,028

Update as of 12/31/13

Current Highlights:

- During the next 90 days, CMS will be processing final vendor invoices and submitting project close out documents to NTIA.
- Executed 8 dark fiber agreements with wholesale providers and customers.
- Evaluating vendor proposals from third party organizations interested in performing sales and marketing of ICN services to wholesale and business customers.
- To learn more about the scope, benefits, and impact of the ICN fiber project, CMS has published a video at <http://multimedia.illinois.gov/icn/icn-2013.asx>.

Key Performance Indicators:

- Miles of Conduit Buried: 712 (Target was 520)
- Miles of Fiber Blown: 1,049 of 1,305
- Miles of Fiber Leased: 748 (Target was 741)
- Community Anchor Institutions Contracted: 381 of 381
- Community Anchor Institutions Connected: 380 of 381
- Federal Dollars Invested: \$59 Million of \$62 Million
- State Dollars Invested: \$31 Million (Target was \$30 Million)
- Private/Local Dollars Invested: \$3 Million of \$4.4 Million
- Direct Jobs Created: 97

Project Complete


Connected Living (formerly MyWay Village)

BTOP Sustainable Adoption Location: Chicago

Federal Award	State Award	Other Funding	Total Project Award
\$4,731,442	\$1,206,550	\$890,843	\$6,828,835

Update as of 12/31/2012

Current Highlights:

- Projected completed as of 12/31/2012.

Key Performance Indicators:

- Computers Distributed: 2,795 of 3,899
- Outreach and Training Participants: 5,525 (Target was 3,899)
- Federal Dollars Invested: \$4.7 Million of \$4.7 Million
- State Dollars Invested: \$1.2 Million of \$1.2 Million
- Private/Local Dollars Invested: \$0 of \$890,843
- New Broadband Subscribers: 2,877 (Target was 2,100)
- Direct Jobs Created: 34

Project Complete


Northern Illinois University/iFiber

IBOP Northwest

BTOP Infrastructure

Federal Award

\$46,114,026

State Award

\$14,000,000

Other Funding

\$8,416,250

Total Project Award

\$68,530,276

Update as of 12/31/13

Current Highlights:

- iFiber has designed 100% of the network build out, and has permitted 100%.
- Conduit has been constructed for 100% of the network.
- Fiber has been blown for 100% of the network.
- 100% of CAIs have been connected.

Key Performance Indicators:

- Miles of Conduit Buried: 601 of 711
- Miles of Fiber Blown: 601 of 711
- Community Anchor Institutions Contracted: 492 (Target was 463)
- Community Anchor Institutions Connected: 492 (Target was 463)
- Federal Dollars Invested: \$44.6 Million of \$46.1 Million
- State Dollars Invested: \$14 Million of \$14 Million
- Private/Local Dollars Invested: \$5.7 Million of \$8.4 Million
- Direct Jobs Created: 307

Project Complete

Partnership for a Connected Illinois

State Broadband Data & Development

Location: Springfield

Federal Award

\$6,554,641

State Award

\$700,000

Other Funding

\$1,009,378

Total Project Award

\$8,264,019

Update as of 12/31/13

Data and Mapping

- Continued work on an Illinois State Board of Education project geared at utilizing Round Eight NTIA Community Anchor Institutions, schools broadband speed, and Illinois school's enrollment data to arrive at a statewide 100kbps/student metric at the school district level, with a separate focus on Chicago Public Schools.

Collaboration for Deployment

- Co-hosted the 4th annual East Central Illinois Broadband Summit. The event featured access updates from 16 providers, businesses, and ongoing initiatives.
- Held the Broadband Deployment Council Quarterly Meeting. The meeting brought together key Illinois stakeholders to discuss current issues.

Education for Broadband Usage

- Continued working with all partners in the Broadband Lifeline Pilot Program. Enrollment is complete with 150 households enrolled and receiving discounted service.
- Held meetings with the following entities surrounding our projects and mission: Lifeline pilot internet providers, Broadband Communities, PEG Bandwidth, DCEO, IBIF awardees, iFiber, Webitects, Connect SI, Springfield City Water Light and Power, Springfield Public Library, St. John's Hospital, University of Illinois, members of the Broadband Deployment Council, OnShore Networks, AT&T, SIU, Illinois State Library, The Permann Group, and Lumity.

Key Performance Indicators:

- Federal Dollars Invested: \$5.5 Million of \$6.5 Million
- State Dollars Invested: \$700,000 of \$700,000
- Private/Local Dollars Invested: \$1 Million
- Direct Jobs Created: 13.62
- Estimated Project Completion Date: December 2014



Photos from East Central Illinois Broadband Summit Held in Mattoon


Shawnee Telephone Company

BIP Last Mile Location: Equality, IL

Federal Award

\$7,352,929

State Award

\$1,000,000

Total Project Award

\$8,352,929

Update as of 5/31/2012

Current Highlights:

- Project completed as of 5/31/2012.

Key Performance Indicators:

- Miles of Conduit Buried: 44 of 44
- Miles of Fiber Blown: 93 of 93
- Community Anchor Institutions Contracted: 21 of 27
- Community Anchor Institutions Connected: 21 of 27
- Federal Dollars Invested: \$7.3 Million of \$7.3 Million
- State Dollars Invested: \$1 Million of \$1 Million
- Private/Local Dollars Invested: \$304,060
- New Broadband Subscribers Connected: 539 of 1,354
- Direct Jobs Created: 311.69

Project Complete



City of Chicago/Smart Chicago Collaborative/Smart Communities

Sustainable Broadband Adoption Location: Chicago

Federal Award	State Award	Other Funding	Total Project Award
\$ 7,074,369	\$677,476	\$852,5324	\$8,604,369

Sustainable Broadband Adoption

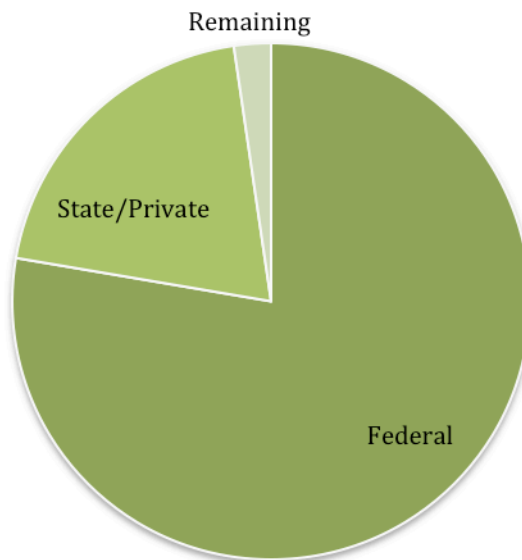
Update as of 6/30/13

Quarterly Highlights

- Planned and launched a six week digital youth summer jobs program in the Smart Communities. The summer jobs program will provide 40 youth ages 14-17 year olds summer jobs in a technology related field.
- Finished the FamilyNet and Civic 2.0 surveys.
- Analyzed 2013 citywide survey data from Caroline Tolbert’s University of Iowa team.
- Finished developing and translating a short survey for the Business Resource Networks (BRN) participants.
- Awaiting IRB approval to begin the telephone survey of BRN participants (in English and Spanish).
- Prepare digital youth summer job sub-recipients organizations for program close-out and audit preparation.

Key Performance Indicators:

- Computers Distributed: 1,500 (Target was 1,500)
- Outreach and Training Participants: 20,125 of 211,500
- Federal Dollars Invested: \$6.9 Million of \$7 Million
- State and Private/Local Dollars Invested: \$1.8 Million of \$2.2 Million
- New Broadband Subscribers: 32,263 (Target was 11,487)
- Direct Jobs Created: .7
- Estimated Project Complete Date: September 2013





City of Chicago/Smart Chicago Collaborative			
Public Computing Centers		Location: Chicago	
Federal Award	State Award	Other Funding	Total Project Award
\$8,974,283	\$1,573,812	\$2,374,128	\$12,922,223

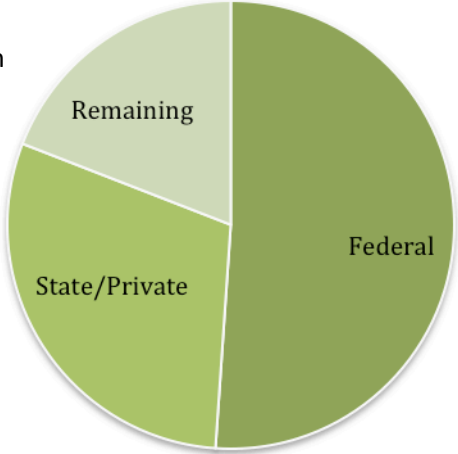
**Public Computing Centers
Update as of 6/30/2013**

Quarterly Highlights:

- Upgraded CPL’s Wi-Fi network from 802.11b/g/n at all Public Computer Centers (PCC).
- Partnered with CHA FamilyWorks to providers to conduct various program in labs, such as resume writing, job clubs, job readiness, GED, and literacy.
- Established informational web site for the City Colleges of Chicago (CCC) Laptop Loaner Program which can be found at <http://apps.ccc.edu/loanerlaptop/>.
- Replaced all Wi-Fi access points at seven CCC campus PCCs.
- Launched www.smarthealthcenters.org.
- Provided instructor-led courses and access to computers for self-paced online courses and adult residents at 7CHA PCCs.
- Delivered 17,554 individual training sessions.
- Completed 70 organizational orientations by the Community Technology Centers (CTC) Connect Program.
- CTC Connect participated in events and strategic discussions related to the PCC Digital Skills Initiative and city-wide digital inclusion efforts: Everyone On, Comcast Internet Essentials, Lumity CTC/Prosser, Connect Chicago CUT, Chatham Business Association, Literacy Works, and Chicago Cook Workforce Partnership.
- Completed contracts for 11 additional Smart Health Center sites.

Key Performance Indicators:

- Public Computing Centers (PCC) Operational: 121 of 150
- PCC Workstations Added or Upgraded: 2,494 of 2500
- Average Number of Users Per Week at PCC: 82,261 of 200,000
- Federal Dollars Invested: \$6.6 Million of \$8.9 Million
- State and Private/Local Dollars Invested: \$3.8 Million of \$3.8 Million
- Direct Jobs Created: 50.48
- Estimated Project Complete Date: September 2013




UC2B: Urbana-Champaign Big Broadband

BTOP Infrastructure Location: Champaign/Urbana

Federal Award	State Award	Other Funding	Total Project Award
\$22,534,776	\$3,500,000	\$3,054,074	\$29,386,925

Update as of 12/31/2013

Current Highlights:

- 4th Quarter of 2014 was dedicated to closing out various construction contracts, and documenting all of the construction and completing the required Federal reporting.
- Invoices for construction have been presented and paid using the entirety of the local match and federal BTOP grant.
- When the residential subscription rate ended below projections, more than 100 CAI's were added which will greatly increase the impact of the project throughout the community.

Key Performance Indicators:

- Miles of Conduit Buried: 173.9 (Target was 159)
- Miles of Fiber Blown: 223.8 of 245
- Community Anchor Institutions Contracted: 256 of 284
- Community Anchor Institutions Connected: 256 of 284
- Federal Dollars Invested: \$22.5 Million of \$22.5 Million
- State Dollars Invested: \$3.5 Million of \$3.5 Million
- Private/Local Dollars Invested: \$3.2 Million of \$3 Million
- New Broadband Subscribers Connected: 2,185 of 2,416
- Direct Jobs Created: 4.5

Project Complete